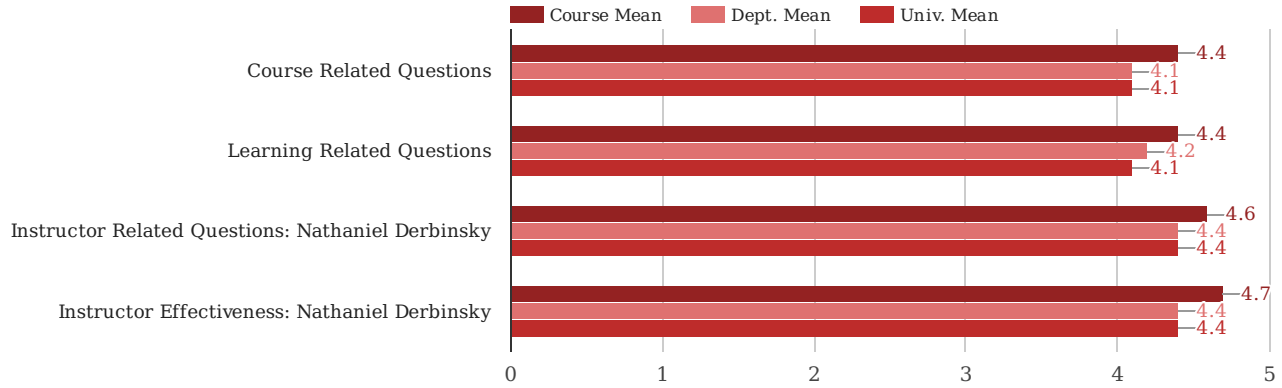


Unsupervised Machine Learning (201810: Fall 2017)

Instructor: **Derbinsky, Nathaniel**
 Section: **01**
 Course Title: **Unsupervised Machine Learning**
 Course ID: **18299**
 Subject: **DS**

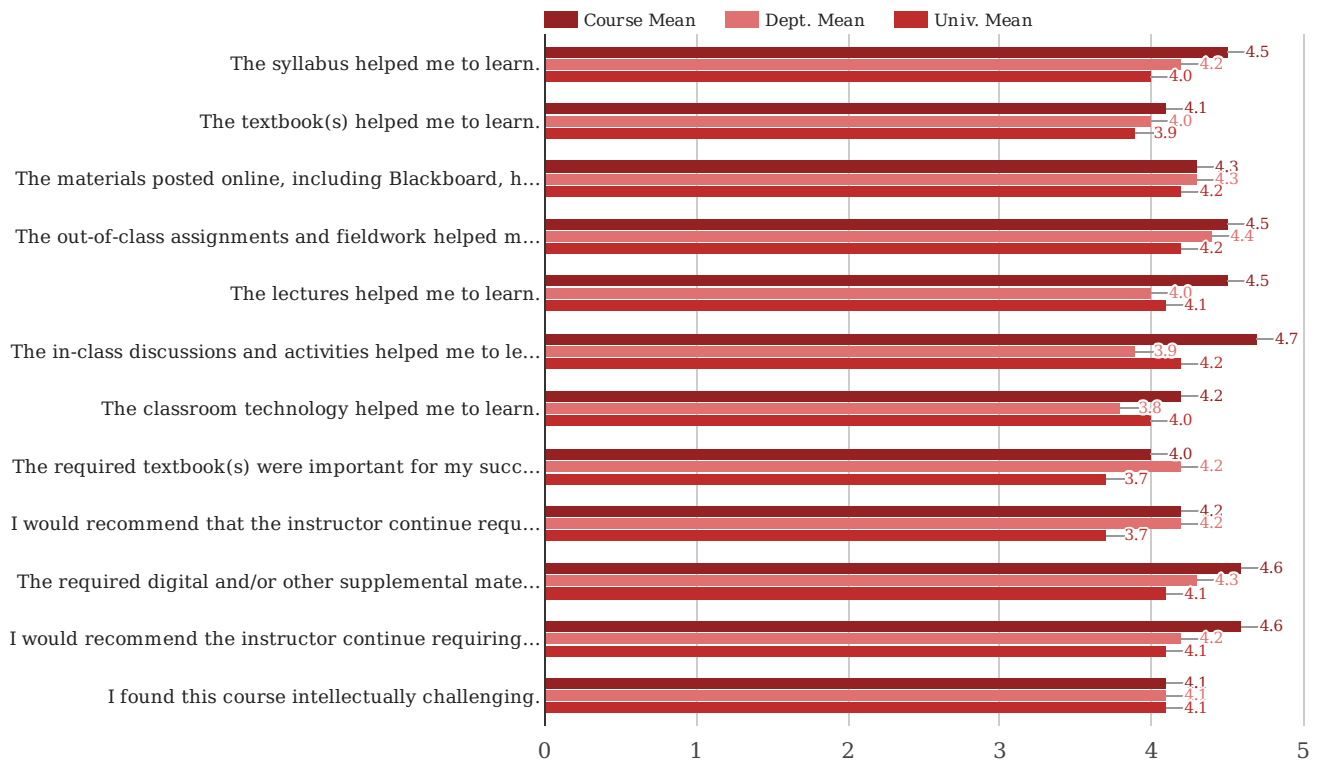
Enrollment: **12**
 Responses Incl Declines: **12**
 Declines: **0**
 Department: **Data Science**
 Number: **5230**

Category Summary



| Category | Number of Responses | Response Rate | Mean | Dept. Mean | Univ. Mean | Median | Dept. Median | Univ. Median | STDEV |
|---|---------------------|---------------|------|------------|------------|--------|--------------|--------------|-------|
| Course Related Questions | 116 | 80.6% | 4.4 | 4.1 | 4.1 | 4.0 | 4.0 | 4.0 | 0.7 |
| Learning Related Questions | 48 | 100.0% | 4.4 | 4.2 | 4.1 | 4.0 | 4.0 | 4.0 | 0.7 |
| Instructor Related Questions: Nathaniel Derbinsky | 156 | 100.0% | 4.6 | 4.4 | 4.4 | 5.0 | 5.0 | 5.0 | 0.6 |
| Instructor Effectiveness: Nathaniel Derbinsky | 12 | 100.0% | 4.7 | 4.4 | 4.4 | 5.0 | 5.0 | 5.0 | 0.5 |

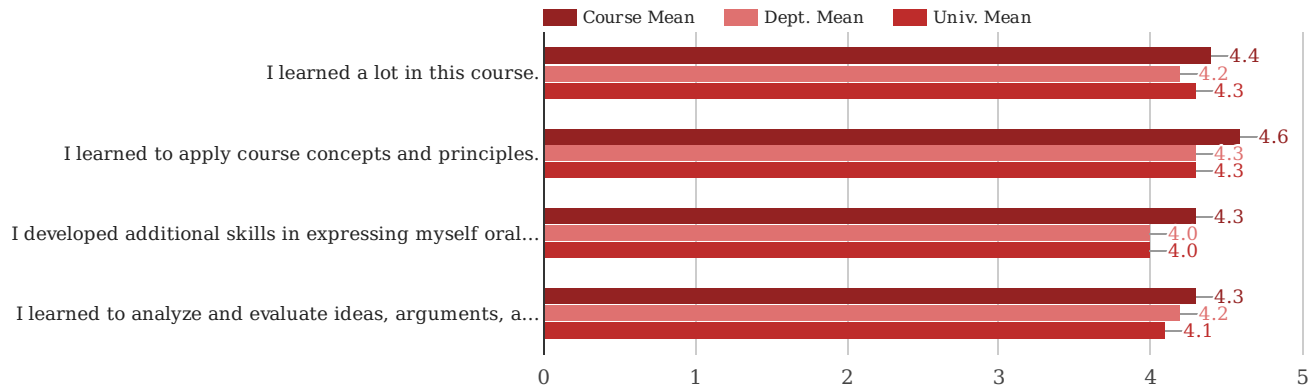
Course Related Questions



| Question | Number of Responses | Response Rate | Course Mean | Dept. Mean | Univ. Mean | Course Median | Dept. Median | Univ. Median | STDEV | 5 | 4 | 3 | 2 | 1 | -1 |
|--|---------------------|---------------|-------------|------------|------------|---------------|--------------|--------------|-------|-----|-----|-----|----|----|----|
| The syllabus helped me to learn. | 12 | 100% | 4.5 | 4.2 | 4.0 | 4.5 | 4.0 | 4.0 | 0.5 | 50% | 50% | 0% | 0% | 0% | 0% |
| The textbook(s) helped me to learn. | 12 | 100% | 4.1 | 4.0 | 3.9 | 4.0 | 4.0 | 4.0 | 0.9 | 42% | 25% | 33% | 0% | 0% | 0% |
| The materials posted online, including Blackboard, helped me to learn. | 12 | 100% | 4.3 | 4.3 | 4.2 | 4.0 | 4.0 | 4.0 | 0.6 | 42% | 50% | 8% | 0% | 0% | 0% |
| The out-of-class assignments and fieldwork helped me to learn. | 12 | 100% | 4.5 | 4.4 | 4.2 | 5.0 | 5.0 | 4.0 | 0.7 | 58% | 33% | 8% | 0% | 0% | 0% |
| The lectures helped me to learn. | 12 | 100% | 4.5 | 4.0 | 4.1 | 5.0 | 4.0 | 4.0 | 0.7 | 58% | 33% | 8% | 0% | 0% | 0% |
| The in-class discussions and activities helped me to learn. | 12 | 100% | 4.7 | 3.9 | 4.2 | 5.0 | 4.0 | 4.0 | 0.5 | 67% | 33% | 0% | 0% | 0% | 0% |
| The classroom technology helped me to learn. | 12 | 100% | 4.2 | 3.8 | 4.0 | 4.0 | 4.0 | 4.0 | 0.6 | 25% | 67% | 8% | 0% | 0% | 0% |
| The required textbook(s) were important for my success in this course. | 5 | 41% | 4.0 | 4.2 | 3.7 | 4.0 | 4.0 | 4.0 | 0.6 | 20% | 60% | 20% | 0% | 0% | 0% |
| I would recommend that the instructor continue requiring the textbook(s). | 5 | 41% | 4.2 | 4.2 | 3.7 | 4.0 | 4.0 | 4.0 | 0.4 | 20% | 80% | 0% | 0% | 0% | 0% |
| The required digital and/or other supplemental materials were important for my success in this course. | 5 | 41% | 4.6 | 4.3 | 4.1 | 5.0 | 4.0 | 4.0 | 0.5 | 60% | 40% | 0% | 0% | 0% | 0% |
| I would recommend the instructor continue requiring the digital and/or supplemental materials. | 5 | 41% | 4.6 | 4.2 | 4.1 | 5.0 | 4.0 | 4.0 | 0.5 | 60% | 40% | 0% | 0% | 0% | 0% |
| I found this course intellectually challenging. | 12 | 100% | 4.1 | 4.1 | 4.1 | 4.0 | 4.0 | 4.0 | 0.8 | 33% | 42% | 25% | 0% | 0% | 0% |

Note: 5:Strongly Agree; 4:Agree; 3:Neutral; 2:Disagree; 1:Strongly Disagree; -1:Not applicable;

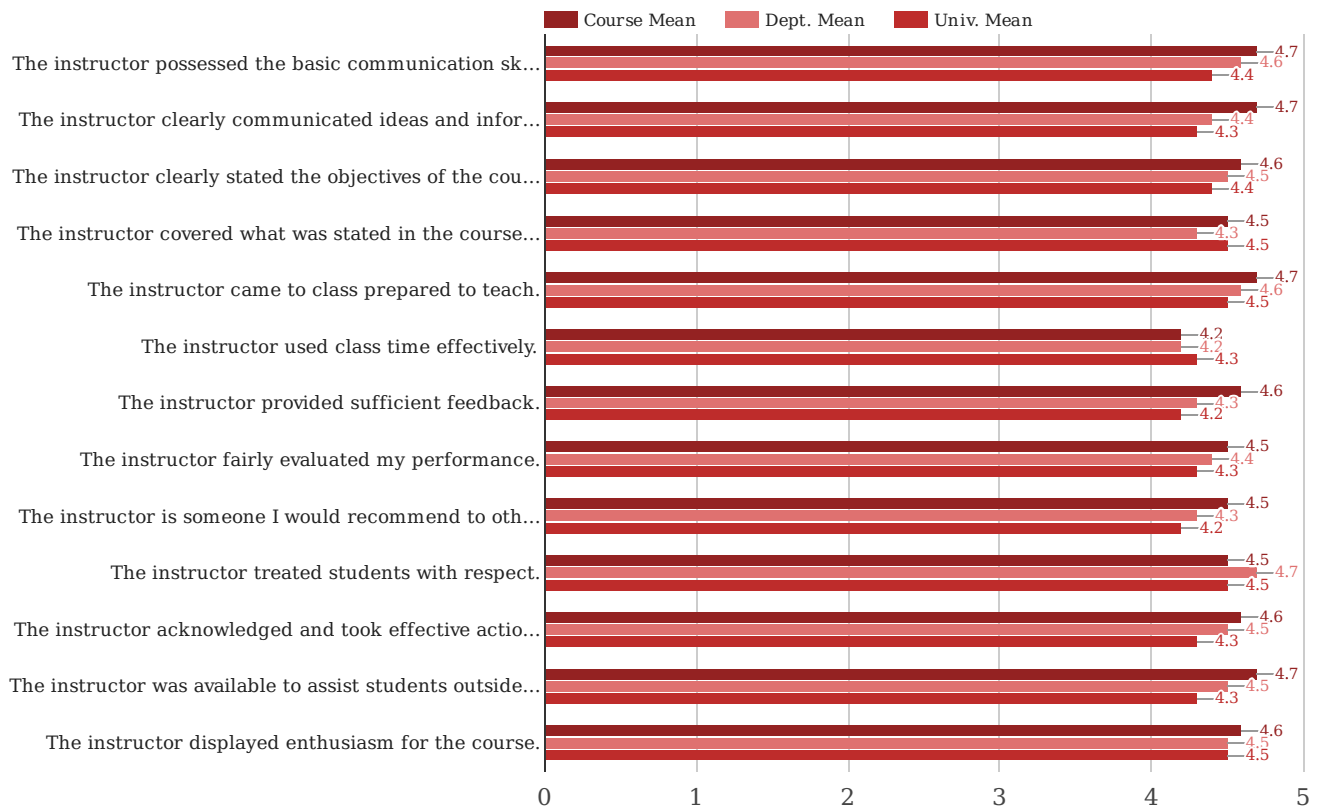
Learning Related Questions



| Question | Number of Responses | Response Rate | Course Mean | Dept. Mean | Univ. Mean | Course Median | Dept. Median | Univ. Median | STDEV | 5 | 4 | 3 | 2 | 1 | -1 |
|---|---------------------|---------------|-------------|------------|------------|---------------|--------------|--------------|-------|-----|-----|-----|----|----|----|
| I learned a lot in this course. | 12 | 100% | 4.4 | 4.2 | 4.3 | 4.5 | 4.0 | 4.0 | 0.6 | 50% | 42% | 8% | 0% | 0% | 0% |
| I learned to apply course concepts and principles. | 12 | 100% | 4.6 | 4.3 | 4.3 | 5.0 | 4.0 | 4.0 | 0.5 | 58% | 42% | 0% | 0% | 0% | 0% |
| I developed additional skills in expressing myself orally and in writing. | 12 | 100% | 4.3 | 4.0 | 4.0 | 4.0 | 4.0 | 4.0 | 0.7 | 42% | 42% | 17% | 0% | 0% | 0% |
| I learned to analyze and evaluate ideas, arguments, and points of view. | 12 | 100% | 4.3 | 4.2 | 4.1 | 4.0 | 4.0 | 4.0 | 0.7 | 42% | 42% | 17% | 0% | 0% | 0% |

Note: 5:Strongly Agree; 4:Agree; 3:Neutral; 2:Disagree; 1:Strongly Disagree; -1:Not applicable;

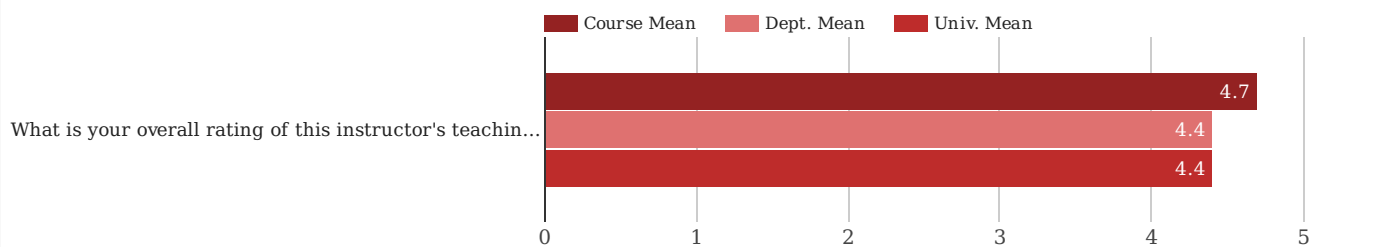
Instructor Related Questions: Nathaniel Derbinsky



| Question | Number of Responses | Response Rate | Course Mean | Dept. Mean | Univ. Mean | Course Median | Dept. Median | Univ. Median | STDEV | 5 | 4 | 3 | 2 | 1 | -1 |
|--|---------------------|---------------|-------------|------------|------------|---------------|--------------|--------------|-------|-----|-----|----|-----|----|----|
| The instructor possessed the basic communication skills necessary to teach the course. | 12 | 100% | 4.7 | 4.6 | 4.4 | 5.0 | 5.0 | 5.0 | 0.5 | 67% | 33% | 0% | 0% | 0% | 0% |
| The instructor clearly communicated ideas and information. | 12 | 100% | 4.7 | 4.4 | 4.3 | 5.0 | 5.0 | 5.0 | 0.5 | 67% | 33% | 0% | 0% | 0% | 0% |
| The instructor clearly stated the objectives of the course. | 12 | 100% | 4.6 | 4.5 | 4.4 | 5.0 | 5.0 | 5.0 | 0.5 | 58% | 42% | 0% | 0% | 0% | 0% |
| The instructor covered what was stated in the course objectives and syllabus. | 12 | 100% | 4.5 | 4.3 | 4.5 | 5.0 | 5.0 | 5.0 | 0.7 | 58% | 33% | 8% | 0% | 0% | 0% |
| The instructor came to class prepared to teach. | 12 | 100% | 4.7 | 4.6 | 4.5 | 5.0 | 5.0 | 5.0 | 0.5 | 67% | 33% | 0% | 0% | 0% | 0% |
| The instructor used class time effectively. | 12 | 100% | 4.2 | 4.2 | 4.3 | 4.5 | 4.0 | 5.0 | 1.1 | 50% | 33% | 0% | 17% | 0% | 0% |
| The instructor provided sufficient feedback. | 12 | 100% | 4.6 | 4.3 | 4.2 | 5.0 | 4.0 | 4.0 | 0.5 | 58% | 42% | 0% | 0% | 0% | 0% |
| The instructor fairly evaluated my performance. | 12 | 100% | 4.5 | 4.4 | 4.3 | 4.5 | 5.0 | 5.0 | 0.5 | 50% | 50% | 0% | 0% | 0% | 0% |
| The instructor is someone I would recommend to other students. | 12 | 100% | 4.5 | 4.3 | 4.2 | 5.0 | 5.0 | 5.0 | 0.7 | 58% | 33% | 8% | 0% | 0% | 0% |
| The instructor treated students with respect. | 12 | 100% | 4.5 | 4.7 | 4.5 | 4.5 | 5.0 | 5.0 | 0.5 | 50% | 50% | 0% | 0% | 0% | 0% |
| The instructor acknowledged and took effective action when students did not understand the material. | 12 | 100% | 4.6 | 4.5 | 4.3 | 5.0 | 5.0 | 5.0 | 0.5 | 58% | 42% | 0% | 0% | 0% | 0% |
| The instructor was available to assist students outside of class. | 12 | 100% | 4.7 | 4.5 | 4.3 | 5.0 | 5.0 | 5.0 | 0.5 | 67% | 33% | 0% | 0% | 0% | 0% |
| The instructor displayed enthusiasm for the course. | 12 | 100% | 4.6 | 4.5 | 4.5 | 5.0 | 5.0 | 5.0 | 0.5 | 58% | 42% | 0% | 0% | 0% | 0% |

Note: 5:Strongly Agree; 4:Agree; 3:Neutral; 2:Disagree; 1:Strongly Disagree; -1:Not applicable;

Instructor Effectiveness: Nathaniel Derbinsky



| Question | Number of Responses | Response Rate | Course Mean | Dept. Mean | Univ. Mean | Course Median | Dept. Median | Univ. Median | STDEV | 5 | 4 | 3 | 2 | 1 |
|--|---------------------|---------------|-------------|------------|------------|---------------|--------------|--------------|-------|-----|-----|----|----|----|
| What is your overall rating of this instructor's teaching effectiveness? | 12 | 100% | 4.7 | 4.4 | 4.4 | 5.0 | 5.0 | 5.0 | 0.5 | 67% | 33% | 0% | 0% | 0% |

Note: 5:Almost Always Effective; 4:Usually Effective; 3:Sometimes Effective; 2:Rarely Effective; 1:Never Effective;

Demographics

The number of hours per week I devoted to this course including lectures, discussions, homework, reading, projects, assignments and tests.

